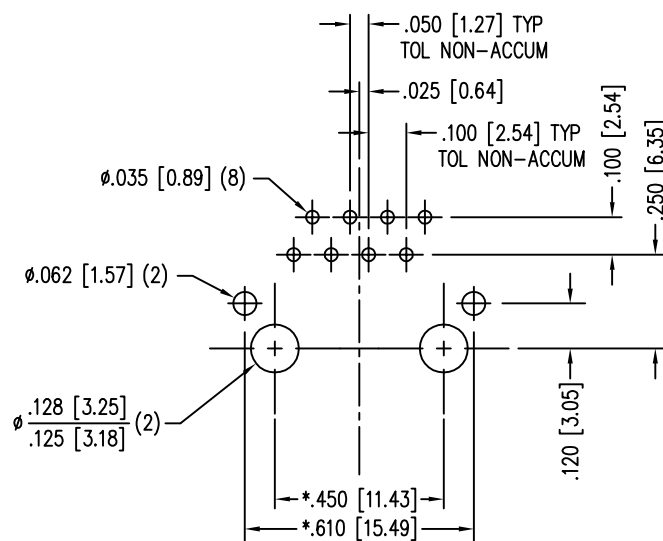
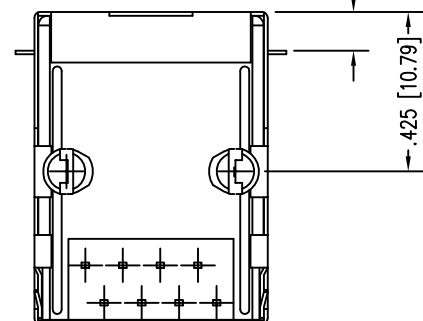
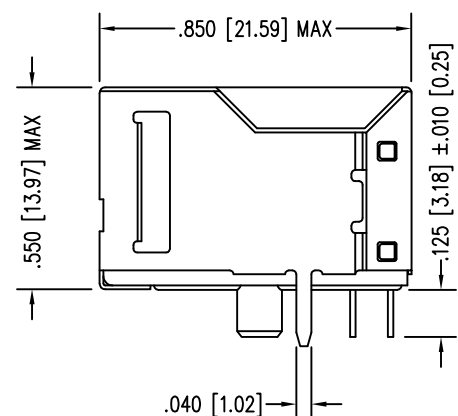
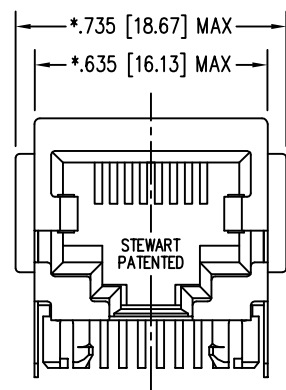
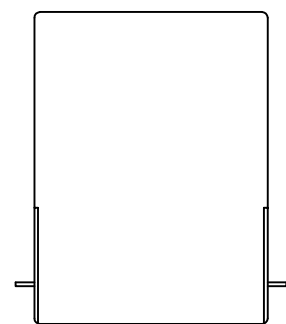


DATE	REV	ECN	APP'D. BY
3-28-16	A5	10641	TRM
10-28-16	A6	10806	TRM



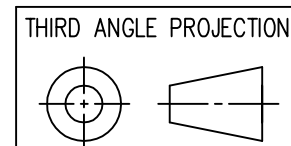
P.C.B. RECOMMENDED HOLE LAYOUT
SEEN FROM COMPONENT SIDE
TOLERANCE ±.003 [0.08] UNLESS OTHERWISE SPECIFIED



NOTES:

- CONNECTOR MATERIALS:
HOUSING: THERMOPLASTIC UL94 V-0
CONTACTS/SHIELD: COPPER ALLOY
SHIELD PLATING: NICKEL OR TIN
CONTACT PLATING: SELECTIVE GOLD IN CONTACT AREA
SEE CHART FOR PART NUMBER
- FOR PRODUCT SPECIFICATIONS SEE PRO22-01.
- DIMENSIONS AND TOLERANCES COMPLY WITH TIA-1096 STANDARD.

50 MICRO-INCHES [1.27um]	SS-7288SFR1-A-FLS-50
CONTACT PLATING IN MATING AREA	PART NUMBER



1118 Susquehanna Trail South
Glen Rock, PA 17327-9199
(717) 235-7512
<http://www.stewartconnector.com>

DO NOT SCALE DRAWING
DRAWING IS SUBJECT TO
CHANGE WITHOUT NOTICE

TITLE: EIGHT CONTACT, EIGHT POSITION, SHIELDED FILTERED JACK
DESIGNATES FERRITE INSERT, DESIGNATES FLANGE OPTION

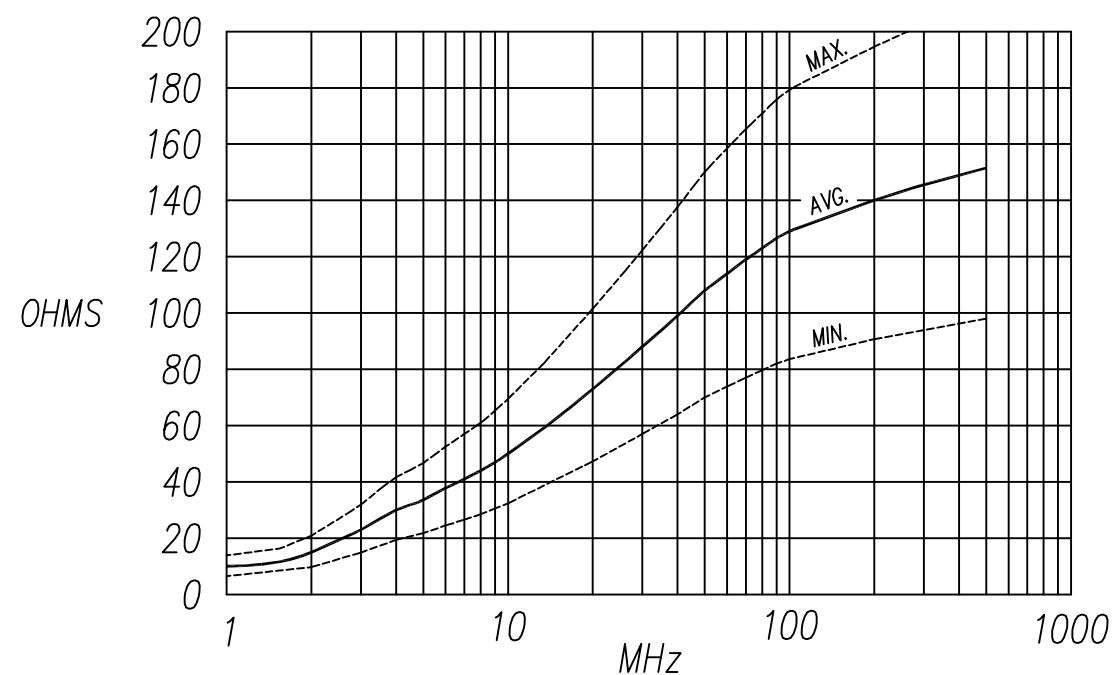
DIMENSIONS: INCHES [METRIC]
UNLESS OTHERWISE SPECIFIED
TOLERANCES ARE ±.005 [0.13]
ANGLES ARE ± 1°

THIS DRAWING AND THE SUBJECT MATTER SHOWN THEREON
ARE CONFIDENTIAL AND THE PROPRIETARY PROPERTY OF
STEWART CONNECTOR AND SHALL NOT BE REPRODUCED,
COPIED, OR USED IN ANY MANNER WITHOUT PRIOR WRITTEN
CONSENT OF STEWART CONNECTOR. ONE OR MORE U.S. PATENTS
MAY APPLY TO THIS PRODUCT. FOR DETAILS, PLEASE
VISIT: [HTTP://BELFUSE.COM/STEWART/STEWART_PATENTS/](http://BELFUSE.COM/STEWART/STEWART_PATENTS/)

DRN BY:	KRL	DATE	2/2/06
APPD BY:	JM	DATE	2-3-06
DWG NO.	CT720217	REV.	A6

SHEET NO. 1 OF 2

FERRITE MATERIAL CHARACTERISTICS			
FERRITE MATERIAL DESIGNATION	NOISE SUPPRESSION RANGE	INITIAL PERMEABILITY @ B < 10 gauss	VOLUME RESISTIVITY OHM-CM.
FR1	30 MHz TO 200 MHz	500 TO 1500	$\geq 10^8$

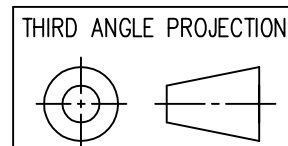


IMPEDANCE CURVE for 7288FR1 INSERT

— AVERAGE IMPEDANCE CURVE
 - - - - - MAX. & MIN. IMPEDANCE CURVES

NOTE:

MAXIMUM AND MINIMUM IMPEDANCE VALUES ARE DEPENDENT ON:
 1) HOLE POSITION WITHIN THE INSERT'S GEOMETRY, AND
 2) FERRITE MATERIAL'S IMPEDANCE VALUE TOLERANCE OF $\pm 25\%$



1118 Susquehanna Trail South
 Glen Rock, PA 17327-9199
 (717) 235-7512
<http://www.stewartconnector.com>

DO NOT SCALE DRAWING
 DRAWING IS SUBJECT TO CHANGE WITHOUT NOTICE

TITLE: EIGHT CONTACT, EIGHT POSITION, SHIELDED FILTERED JACK DESIGNATES FERRITE INSERT, DESIGNATES FLANGE OPTION

DIMENSIONS: INCHES [METRIC]
 UNLESS OTHERWISE SPECIFIED TOLERANCES ARE ± 0.005 [0.13] ANGLES ARE $\pm 1^\circ$

THIS DRAWING AND THE SUBJECT MATTER SHOWN THEREON ARE CONFIDENTIAL AND THE PROPRIETARY PROPERTY OF STEWART CONNECTOR AND SHALL NOT BE REPRODUCED, COPIED, OR USED IN ANY MANNER WITHOUT PRIOR WRITTEN CONSENT OF STEWART CONNECTOR. ONE OR MORE U.S. PATENTS MAY APPLY TO THIS PRODUCT. FOR DETAILS, PLEASE VISIT: [HTTP://BELFUSE.COM/STEWART/STEWART_PATENTS/](http://BELFUSE.COM/STEWART/STEWART_PATENTS/)

DRN BY:	KRL	DATE	2/2/06
APPD BY:	JM	DATE	2-3-06
DWG NO.	CT720217	REV.	A6

SHEET NO. 2 OF 2