

EOL-Last Buy Date is July 31, 2024
Not recommended for new applications.

Type 0698Q

Quick Acting Radial Lead Micro Fuse Series

HF  0698Q Series

RoHS Compliant

Description

Radial lead, quick act type, with enhanced voltage ratings (350VAC; 140VDC) and Breaking Capacity. Designed and Certified to UL 248-14.



Features


- Enhanced breaking capacity
 - Enhanced operating rated voltage-350VAC; 140VDC
 - Full compliance with EU Directive 2011/65/EU and amending directive 2015/863
 - Halogen Free
 - Lead Free
 - AEC-Q Compliant
 - Meets Bel automotive qualification*
- * - Largely based on internal AEC-Q test plan

Applications

Provide individual protection for components or internal circuits.





- Lighting appliance
- Telecom products
- Battery charger
- Power supply
- Monitors
- Adapter

LEAD FREE = 
 HALOGEN FREE = 




AEC-Q Compliant


Physical Specifications

Materials	Base and Cover : Black thermoplastic, UL 94-V0
	Pins : Matte Tin Plated Copper
Marking	On Fuse :
	"bel", "0698Q", "Current Rating", ".350V" & " 
	On Label :
"bel", "0698Q", "Current Rating", "Voltage Rating", "Interrupting Rating", "  and "  ", "  "(China RoHS compliant).	

Electrical Characteristics (UL / CSA STANDARD 248-14)

Testing current	Blow Time	
	Minimum	Maximum
100%	4 Hrs.	N/A
200%	N/A	5 Sec

Safety Agency Approvals


Safety Agency	Safety Agency Certificate	Ampere Rating/ Voltage Rating	Ampere Range / Volt @ I.R. ability*
	E20624	1.5A-6.3A/350V AC 140V DC	1.5A-6.3A/350V AC @ 100A 140V DC @ 150A
*I.R.= Interrupting Rating = Short Circuit Rating(Amps)			

Type 0698Q

Environmental Specifications

Vibration Resistance	MIL-STD-202G, Method 201A (10-55 Hz X 3 axis / no load).	High temperature storage	MIL-STD-202 Method 108
Salt Spray Resistance	MIL-STD-202G, Method 101E, Test Condition B (48 hrs.).	Temperature cycling	JESD22 Method JA-104, Test Condition B
Solderability	MIL-STD-202G, Method 208H	Biased humidity	MIL-STD-202 Method 103, 85C/85% RH with 10% operating power for 1000 hrs.
Resistance to solder Heat	MIL-STD-202G, Method 210F, Test Condition C. Top Side. (260°C, 20 sec)	Operational life	MIL-STD-202 Method 108, Test Condition D
Moisture Resistance	MIL-STD-202G, Method 202G, Method 106G	Resistance to solvents	MIL-STD-202 Method 215
Operating Temperature	-55°C to +125°C	Mechanical shock	MIL-STD-202 Method 213, Test Condition C
		Vibration	MIL-STD-202 Method 204
		Resistance to soldering heat	MIL-STD-202 Method 210, Test condition B
		Thermal shock	MIL-STD-202 Method 107
		Solderability	J-STD-002
		Board flex(SMD)	AEC-Q200-005
		Terminal strength	AEC-Q200-006
		Electrical characterization	3 temperature electrical

Electrical Specifications

Part Number	Ampere Rating	Typical Cold Resistance (ohms)	Typical Volt-drop @ 100% In (Volt) max.	Voltage and Interrupting Ratings	Melting I ² T <10 mSec (A ² Sec)	Melting I ² T @ 10 In (A ² Sec)	Maximum Power Dissipation (W)	Agency Approvals
								
0698Q1500-XX	1.5A	0.057	0.17	See Table of Safety Approvals on Page 1 for Voltage and associated Interrupting Ratings	0.64	0.61	0.18	Y
0698Q2000-XX	2A	0.039	0.15		1.20	1.30	0.25	Y
0698Q2500-XX	2.5A	0.028	0.12		2.59	2.50	0.25	Y
0698Q3150-XX	3.15A	0.022	0.11		4.90	4.96	0.31	Y
0698Q4000-XX	4A	0.016	0.10		3.95	4.74	0.35	Y
0698Q5000-XX	5A	0.012	0.098		6.04	7.25	0.42	Y
0698Q6300-XX	6.3A	0.009	0.091		12.66	14.92	0.47	Y

Consult manufacturer for other ratings

XX - Packaging code (see "ordering information")



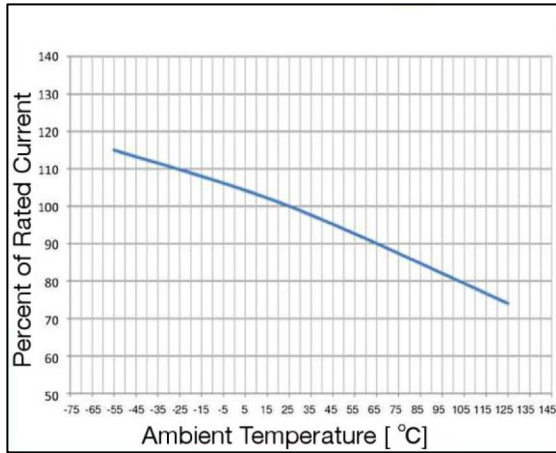
Specifications subject to change without notice

Bel Fuse Inc.
206 Van Vorst Street
Jersey City, NJ 07302 USA

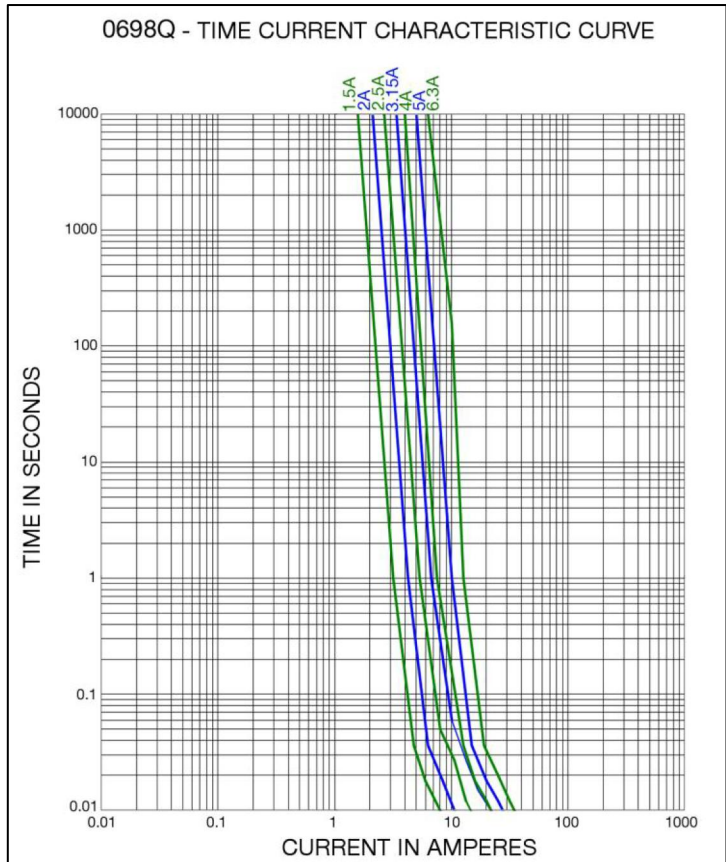
+1 201.432.0463
Bel.US.CS@belf.com
belfuse.com/circuit-protection

Type 0698Q

Temperature Derating Curve

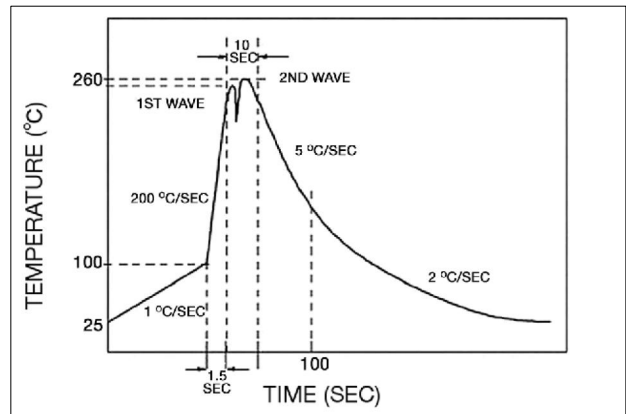


Average Time Current Curve



Soldering Parameters

Lead-free Wave Soldering Profile	
Wave Soldering Parameter	
Average ramp-up rate	200°C / second
Heating rate during preheat	typical 1 - 2°C / second Max 4°C / second
Final preheat temperature	within 125°C of soldering temperature
Peak temperature T _p	260°C
Time within +0°C / -5°C of actual peak temperature	10 seconds
Ramp-down rate	5°C / second max.



Specifications subject to change without notice

Bel Fuse Inc.
 206 Van Vorst Street
 Jersey City, NJ 07302 USA

+1 201.432.0463
 Bel.US.CS@belf.com
belfuse.com/circuit-protection

Type 0698Q

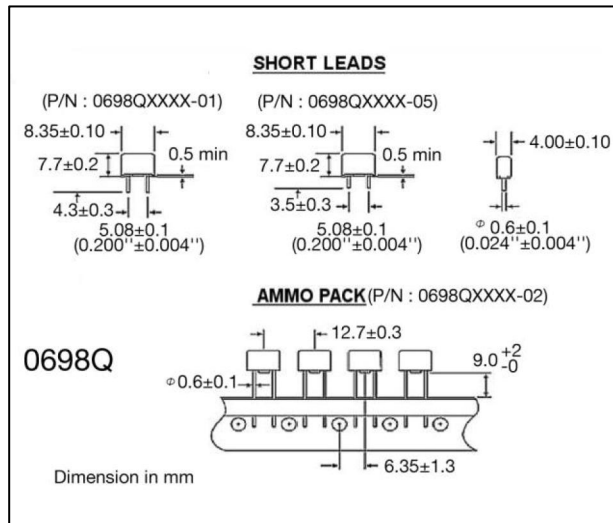
Fuse FGNO Explanation

0698 Q [XXXX] X XX

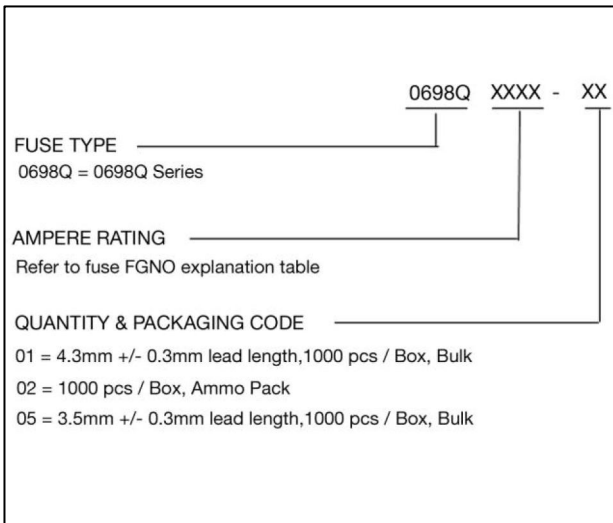
0698Q=0698Q; [XXXX]=Ampere Rating; XX=See Ordering Information as below

Fraction	Decimal	Amps	Bel FGNO[XXXX]
1-1/2	1.50	1.5	1500
	2.0	2	2000
2-1/2	2.5	2.5	2500
	3.15	3.15	3150
	4.0	4	4000
	5.0	5	5000
	6.3	6.3	6300

Mechanical Dimensions



Ordering Information



Packaging

Packaging Option	Packaging Specification	Quantity	Packaging Code
Bulk / bag, 1000 / box	N/A	1000	01 , 05
12.7 mm pitch, On Tape / box	IEC-286-2	1000	02